



# Numerical Assessment of Passive Cooling Strategies for Wind Turbine Power Electronics and Nacelle Components under Extreme Environmental Conditions

Jasmine Aziz Hussein

Postgraduate Studies Affairs Division, Al-Iraqia University, Baghdad, Iraq

## ARTICLE INFO

### Article history:

Received 17 February 2026  
 Revised 17 February 2026  
 Accepted 17 March 2026,  
 Available online 18 march2026

### Keywords:

Passive Cooling,  
 Wind Turbine Thermal Management,  
 Power Electronics Cooling,  
 Computational Fluid Dynamics  
 (CFD),  
 Extreme Environmental Conditions

## ABSTRACT

The increasing dimensions and complexity of the modern wind turbine type have added to the problem of thermal control more so of the power electronics and other constituents of the nacelle which must carry out their duties in a very hostile environment. The generators, converters, insulated gate bipolar transistors (IGBTs) and gearboxes may be less efficient when generating high power, cause materials to wear out faster and shorten the life of a single component. A numerical analysis of the passive cooling of both the power electronics and nacelle systems of a wind turbine in a severe climatic condition of extreme hot and cold temperature are provided in this paper. Various passive techniques that reduce thermal loads have undergone testing such as phase change materials (PCMs) and high thermal mass material, reflective coating, refined ventilation design, fin and thermosiphon system. The computational fluid dynamics (CFD), Finite Element analysis (FEA) and multi physics simulations are advanced mathematical models that are used to analyze the airflow patterns, heat and structural-thermal distributions in the nacelle. Whenever experimental and field data is available, it can be used to validate the model and increase its predictive capacity. Temperature differential, heat dissipation rate, thermal stability, durability and energy efficiency are performance measures that have been used to compare passive and active cooling methodologies. It has been found out that enhanced passive cooling setups can cut down the internal temperature extremes, enhance thermal comfort, and cut down operational energy expenses, especially in off-shore or distant facilities. The results signify the value of holistic building planning and multi-purpose optimization towards the improvement of passive cooling. The study is useful in developing resilient, low-cost, and sustainable thermal management of the next generation wind turbines to be deployed under severe environmental conditions.

## 1. Introduction


### 1.1. Background on Wind Turbines and Power Electronics

Wind is one of the most dominant forms of renewable power sources considering the current increasing demand of clean and sustainable electricity in the world. The wind turbines harness the kinetic energy in wind and convert it into electrical power. These turbines have since attained

tremendous progress in size and efficiency over time, and some modern turbines are over 10 MW in power. This has been enabled by better design of turbines, material and production of these turbines. As it has been discussed above, such elements as generators, gearboxes, power electronics converters, and control systems are also important in determining the effectiveness of the turbines.

Corresponding author E-mail address: [yasmeen.a.hussein@aliraqia.edu.iq](mailto:yasmeen.a.hussein@aliraqia.edu.iq)  
<https://doi.org/10.61268/crbhxxk72>

This work is an open-access article distributed under a CC BY license  
 (Creative Commons Attribution 4.0 International) under

<https://creativecommons.org/licenses/by-nc-sa/4.0/> 

Wind turbines are of particular concern to power electronics. They deal with the transformation of the direct current (DC) made by the turbine to the alternating current (AC) that can be utilized by the grid. Not only are converting inverters able to conduct this conversion, but they also maintain the output frequency in unison with the grid frequency. The electronics also contribute to the maximization of the power obtaining out of different wind speeds through techniques such as maximum power point tracking (MPPT). Nevertheless, as mentioned earlier power electronics cause a significant heat generation through the electrical loss, posing a significant challenge in managing tremendous heat dissipation.

The problem of this heat becomes even more urgent due to the nature of many turbines that act in very severe conditions when the temperature varies dramatically. Adequate thermal management is needed to ensure that the components are very reliable and durable. Excessive heat may have a negative effect on the efficiency, or lead to the premature breakdown of materials and circuits by over stressing them. Temperature regulations are not only avoiding overheating but can also enhance overall effectiveness and ensure that the regulations on emissions and performance are stricter.

The wind turbines in terms of thermal management have not been in tandem with the development of design and electronics. Passive cooling systems present themselves as effective methods of addressing the heat accumulation challenge that does not involve the use of mechanical coolers which can complicate and increase the costs of maintenance.

Regarding the design, consideration in fitting of critical parts to the small nacelle space must be keenly laid out to enhance the flow of air and ensure there is no accumulation of heat among parts that are closely positioned. Materials that are good conductors of heat can be used to conduct

unnecessary heat to the wrong places that may easily be overheated.

Phase change materials (PCMs), which are advanced materials, present interesting opportunities of evening the spikes in temperature when peak power is being summoned. Their capacity to take up and give up heat are also good to the general purpose of having greener and stronger-bodied wind power systems.

With wind energy taking an incremental place in the global scene, it is evident that there is a necessity to continue ensuring further growth in the sphere of thermal control and the design of turbines. This shall also aid in enabling turbines to be more effective in adverse conditions and withstand the impact of the varying environment.

Numerical modeling enhances our knowledge about the flow of heat through the turbine parts within the weather conditions and under various loads. These lessons lead to the introduction of deeper evaluation of efficiencies and thermal performance.

Although passive cooling has certain drawbacks, particularly in unusually hot weather, it offers low-maintenance advantage, and is environmental friendly since it offers numerous applications in the next generation turbine models to cater to various climates.

Concisely speaking, the challenge that faces heat and finding alternatives of cooling that will be more efficient will be imperative in the operation of wind turbines to continue providing clean energy as the world continues to rely on them even more often, [1], [2], [3], [4], [5] and [6].

### *1.2. Importance of Thermal Management in Extreme Conditions*

It is important in wind turbines in order to manage the heat especially when they are operating during unfavorable weather

conditions. With the heat generation during operations as discussed in the section 2.1, additional heat is generated due to the external factors. Wind turbines will be used in varying climates where the changes in temperature might be radical. Components such as generators, gearboxes and power electronics converters generate a lot of heat in the inside of the nacelle. This heat effects pose a two-fold daunting situation; it can not only damage the parts, but also diminishes performance and reliability.

The need to control heat is increased with the size and complexity of turbines. Experts such as Aksan and Khan have revealed that excessive heat causes mechanical components to wear faster and malfunction of a particular electronic device. In case the temperatures exceed the limits of the system, vital components may break down prematurely, and the repair will be costly. These issues can be prevented by the proper control of temperature.

During times of full tilt of turbines, particularly during a powerful wind, the thermal loading becomes greater; this is an additional load on the components. At such periods, the cooling systems should be efficient to maintain the temperatures within safe levels. In the absence of such control, components such as power converters will over heat leading to a loss of electricity and damage to their functionality in the long run.

There are other environmental factors that make thermal management more complex than temperature changes, including humidity and rain. Remote or offshore turbines: The turbines experience moisture which may corrode electrical components, and the ice may become blocked, which causes air to block cooling. These aspects explain the need to possess effective thermal strategies that are capable of abating dissimilar and difficult conditions.

Section 5.1 also emphasizes the impact of extreme temperatures to the lubrication of the gearbox, but cold can decrease the viscosity of lubricants, and heat can cause damage. It is most important to remember that by means of good cooling systems-passive cooling systems that do not involve the use of extra energy it is in the best interest to maintain the internal temperatures in a stable environment.

Passive cooling holds potential opportunity in that it ensures the maintenance of the temperatures but not the high cost and maintenance of active cooling (that has been already described in section 3). It is possible to introduce a high thermal mass or phase change material (PCM) to smooth out the peaks in temperatures during peak operating periods.

The turbine element structure is also a consideration. The nacelle design has been carefully carried out to streamline airflow around the nacelle, and cool parts of natural convection (see section 2.3), in a better way. Such design modifications are required especially in order to prevent development of hot spots that are caused by turbulent winds or unbalanced heating.

In the 3<sup>rd</sup> chapter, the case studies have the effectiveness of the passive methods like reflective coating or variable vents. The solutions will solve the problem of overheating and reduce dependence on active cooling which can break when put to the test.

Nonetheless, passive cooling is not a remedy. The environment can cause immense changes in its performance and thus sometimes active means may be needed (observed in section 3.2).

In conclusion, the problem of heat management under the conditions of extreme situations is not a technical, but a direct indicator of ensuring the longevity of turbines and their successful operation. The future of wind energy has not yet been determined but in the future as turbines

grow in size and complexity in solving these thermal problems will ensure that the machines will operate even after the weather decides to hit them, [3] and [7].

### *1.3. Overview of Passive Cooling Strategies*

Passive cooling is a technique that manages the amount of heat in turbines of wind without the use of any mechanical apparatus. Such strategies keep safe operating temperatures that increase efficiency and improve the life of the parts of turbines. The techniques each have some strengths in common.

High-thermal-mass materials will absorb surplus heat when the turbine is operating heavily and radiate the surplus heat when the turbine cools down. This helps to even the fluctuations in temperatures particularly in places with a large variation in temperature and prevent overheating of the delicate electronics.

PCM Phase change materials (PCM) store and release energy during the transition to solid state or liquid state and the opposite. They even out temperatures of places where there is hot and cold as a good passive cooling system.

Adequate ventilation is of great importance too. Placed strategically, vents facilitate the acceptable current of natural air in the nacelle and evacuate heat without additional energy. Design of turbine structure and design is carefully constructed to maximize this phenomenon through minimization of stagnant air pockets.

The reactive paints are reflective, which causes the painting to warm less. This reduces the amount of heat required to heat the outer surfaces and internal parts especially during sunny days.

The fins that are added close to major components such as generators or gearboxes enhance a greater area of surface as well as quickening the thermal loss to the encompassing air. Their

intelligent design is able to make a lot of cooling without the need to introduce more energy.

New internal forms and designs enhance air circulation on constituents. Modifications to the shape of the nacelle and the arrangement of different parts is useful in heating the escape better.

Though passive techniques are maintenance-free and dependable, they require a significant amount of dependence on the environment. Passive cooling can not be as effective as active systems in very hot climates or regions where there is poor airflow, and a dynamically adjusting cooling system can be beneficial.

Integrating several passive methods is a complicated procedure that should be thoroughly planned to make them complementary. The designers should ensure a proper planning to prevent method opposition.

The experience shows that passive cooling may be highly useful to the activity of turbines. Such reflective finishes have also minimized the otherwise high temperatures in interiors and increased energy in the form of a parity between cost and sustainability.

The engineers can establish the performance when exposed to varying conditions through computer models and simulations. These tools provide us with good idea on how different strategies of cooling change with time.

Passive cooling as an art will help in improving the efficiency of turbines as well as generate greener targets of energy. Such methods facilitate fulfilling the increasing energy needs as well as lessening the impact of conventional sources of energy on the environment, [2] and [8].

## 2. Thermal Loads and Component Architecture

### 2.1. Understanding Thermal Loads in Wind Turbines

The thermal loads associated with wind turbines have their basis primarily on the functioning of the turbine parts as well as the environmental conditions that surround it. Electrically wasteful, mechanically frictional, and aerodynamically drag-induced heat is produced in vital parts of such turbines as power electronics, generators and gearboxes. The quantity of heat generated will depend on the speed of wind, requirements of the loads, and the efficiency of conversion of the energy.

It is necessary to mention that the loads associated with thermal loads vary with the varying operation conditions. As an example, electric systems, such as insulated gate bipolar transistors (IGBTs), are strained more during high power operation at high wind speeds or in the operation of wind turbines. These appliances alternate current in a fast manner which causes a lot of heat which has to be well managed to avoid excessive heating which causes the failure of those appliances.

There are other environmental factors that determine the heating ability of the turbines. Lower temperatures or a sharp fall in temperature may increase the thermal resistantness of the material and make components brittle. Lubricants become thick in low temperatures and this prevents them to flow in gears and bearings. The lack of lubrication poses a threat of additional wear and possible mechanical failure.

The issue of wind turbulence makes the matter even more complicated. The lumpy intermittent airflow results in incremental and decreasing aerodynamic loads of the components of turbine, structural stability, and thermal characteristics. The parts that get more wind loads will tend to heat

unduly and controlling heat will become a challenge.

Passive cooling is applied to help in regulating these variable thermal loads without necessarily placing a high reliance on the active mechanical systems that might not be effective or suitable at large scale. Reduction of overheating caused during operation can be done by using such tactics as laying out parts such that to permit thermal airflow or selection of materials that are more appropriate with thermal handling.

The designers are also supposed to consider the different environmental factors especially the extreme weather conditions including the tropical storms. The resulting events cause instantaneous changes in the speed and direction of the wind that causes significant effect to the manner in which loads are distributed across the turbines. These conditions create a complex interaction of the thermal stress and mechanical forces that can only be simulated to allow the prediction of the performance of the turbine in a predictable manner.

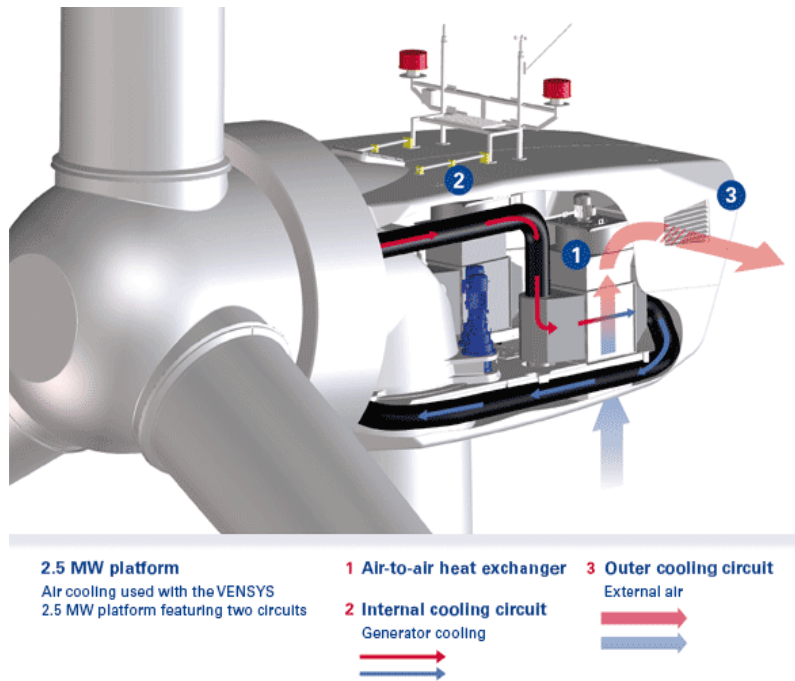
To provide this, the engineers have turned to the state of the art analytical tools like the computational fluid dynamics (CFD) that is employed in modelling the airflow and the heat transfer inside the turbine components. In these simulations, one is able to identify the temperatures in the nacelles or hotspots involving a transformer or some power electronics that would be hot in tight spaces.

Engineers are able to design improved mechanisms of protection of turbines by understanding the interactions between operational behavior and environmental factors to result in thermal loads. This emphasis increases dependability, lifespan of equipment and efficiency.

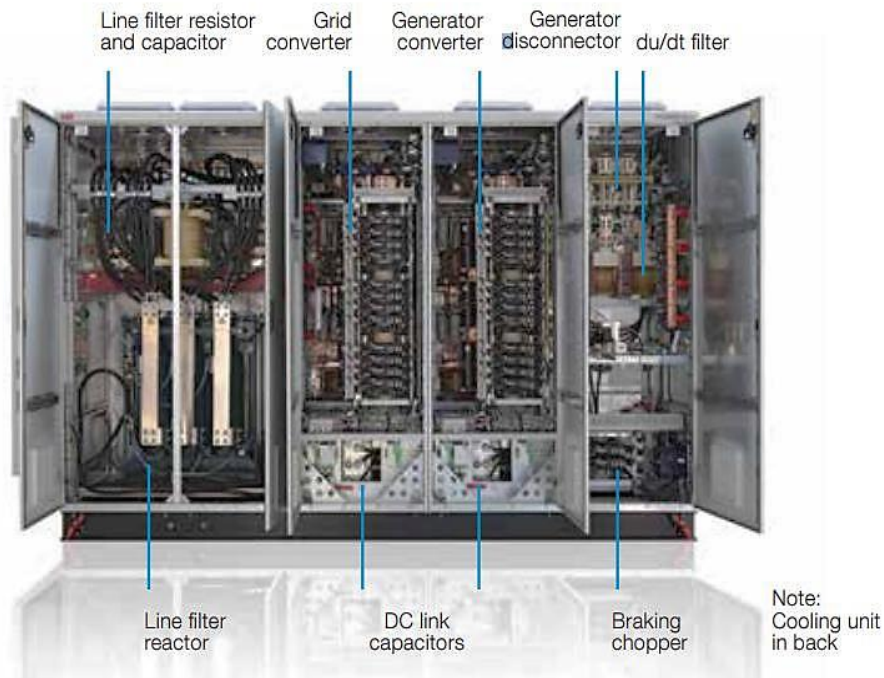
Overall in conclusion, it is crucial to know what the various factors are on the thermal loads of wind turbines such as the forces of aerodynamics that leads to wear of

turbine and the environment factors that shape the heat loss. The knowledge is used to optimize the performance of turbines

when it is used in daily and challenging weather conditions, [9], [10], [11] and [12].



**Figure 1:** A wind turbine nacelle system have an air-to-air heat exchanger (an active air cooling system) within the interior of the nacelle, which remove heat in the generator (Vensys), [9].



**Figure 2:** Electronics in a medium voltage (Up to 12 MW) wind turbine converter. Cooling is provided by a closed-loop unit with a mix of deionized water and glycol (ABB), [9].

## 2.2. Key Components and Their Thermal Characteristics

The performance of wind turbines is highly attributed to the capacity of the turbines to handle heat in its primary constituent. An example is the generator which transforms mechanical rotational power to electrical power, but the resistance causes some heat to be produced in the copper windings. When the generator size increases the amount of heat generated increases exponentially, as thermal losses with the cubes of the linear dimensions. Due to this fact, larger generators have to overcome more challenges in regulating temperature, otherwise they may be damaged, and their lifespan will be significantly reduced.

Thermal management systems are employed in the turbines in order to contain these risks. Generators are commonly positioned inside ducts with a lot of air thrust with the help of the fans to cool them. Other designs resort to a liquid cool, whereby the coolant circulates in radiators embedded into the nacelle. Whether to use air or liquid cooling will not only have an influence on the effectiveness of the turbine itself, but also on the level of its design and the appearance of maintenance expenses.

Power converters also are extremely significant and need adequate abilities of heat withdrawal. These converters are the ones that makes the direct current produced on turbine into alternating current that is fitted in the grid. Diminutive to this is the switches like Insulated Gate Bipolar Transistors (IGBTs) which despite the ability to do so generate a lot of heat. These devices need to be cooled to avoid failures and sustain the high efficiency.

The transformers are also VIP tasks because they convert voltage to reduction of losses that will be incurred during transmission of power through long transformers. Transformers including generators and converters accumulate heat

because of internal losses. Liquid filled transformers are also another challenge especially when temperatures are low, and the viscosity of the coolant is low and hence reduces the speed of heat dissipation.

Another one consists of the gearbox that is the synchronism between the rotor and the rotational speed with the requirements of the generator but with a big thermal aspect, that determines the overall performance. When lubricants are used to operate under cold working conditions, they tend to thicken beyond their optimum flow range and their effects cause more friction and wear among gears. This threat leads to the escalation of lack of proper lubrication that may bring about the early breakdowns.

The gearbox bearings should resist the mechanical forces and thermal fluctuations and be in good conditions of being lubricated. The harsh environment imposes a further burden on the seals of bearing that must go through hardening in order not to leak leading to the loss of the system reliability.

In addition to these critical components, other subsystems such as pitch controls and yaw drives also need to have thermal control. Such systems change the position of the turbines to harness the wind. These controls have hydraulic fluids that are sensitive to the change in temperature, therefore, the maintenance of their properties is of great importance to ensure smooth running in different environments.

The thermal load is also contributed to by the electrical control units that are within nacelles. They have the capability of producing heat that endangers the surrounding components unless cooled appropriately that is either passively or by use of active systems.

With more detailing about the concepts of passive cooling of these elements later, certain approaches will become apparent. These solutions include enhancing

dependability and reducing wastage of energy due to excess heat when wind turbines run as a norm, [3], [6], [9], [12] and [13].

### *2.3. Architectural Considerations for Heat Dissipation*

It is also important to build wind turbines with good heat dissipation to ensure that they continue operating with ease and the life of the turbines is prolonged. The close interior of the nacelle housing some of the important machinery is one of the greatest challenges such as generators, transformers, and control units. This confined space requires ingenious design decisions that can achieve a good airflow and ensure the inclusion of all the essential items in it.

It is very nice how components are arranged. Spacing of circulatory heat generating parts should be put far apart so that the air secures a free flow in circulation in order to promote the cooling through convection. As an example, the placement of inverters or converters is not so in close proximity with sensitive electronics hence influencing undesirable heat effects. This should be with the provision of spot-on ventilation routes through which cool air would access the premises naturally, and the hot air would leave the premises through forced vents.

I also have a hand in the choice of the materials used. The spaces that demand a transfer of heat on demand are filled with materials that have high thermal conductivity to enhance the overall cooling system. Quite the contrary, close attention should be given to the placement of insulation material to ensure that hot and cold place are not mixed in the nacelle.

Active cooling method is another efficiency. The exposure of the cooler air by fins or more lengthy surfaces also do not need the extra use of energy and is rather consistent with the goal of clean and

sustainable energy. The best alternative is the incorporation of phase change materials (PCMs) that would be appropriate to manage heat. These materials absorb unintended quantity of heat when at peak loads and provide some of heat when some things cool and this be utilized to ensure it maintains the temperature levels at the same points in sensitive locations.

Insulation of the nacelle also is present. It is used as an insulation, prevents external heat in the house, and holds the perfect temperatures inside the house. This equilibrium will contribute to better utilization of energy and prevent tensions of parts within a person in the event of variations in temperature.

The specifics of wind turbines are predetermined by variability in the speed of wind, that is not constant, and materials of the turbines, growing and shrinking with the alteration of the temperature. These states of mind should be maintained by designers not to make one tired or harmful through stressful conditions on the joints or junction of different materials.

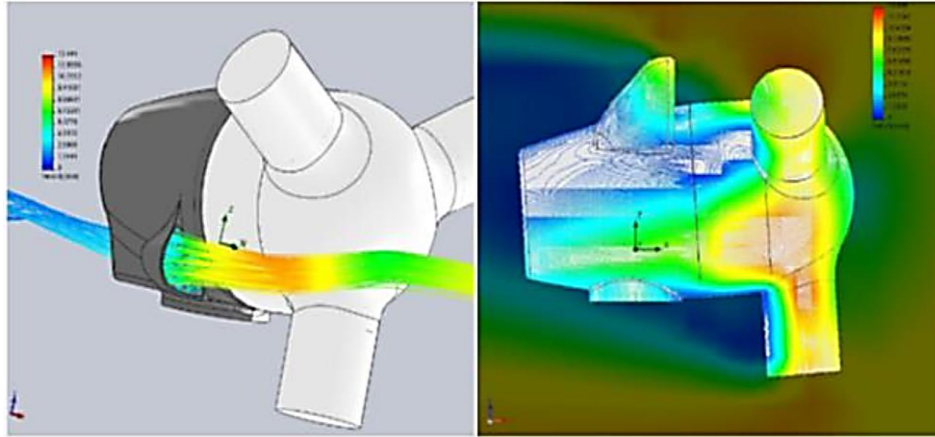
The corrosion and humidity are also among the environmental factors that influence the material selection. One is the offshore turbines, the corrosion type of coatings is necessary to resist the salty air and water in order to ensure that the construction is in good condition and to maintain a consistent thermal control.

Lastly higher computer simulations have been useful in such design endeavors. They are employed by engineers to estimate the temperature profiles of components in a number of conditions. The understanding helps better arrange the components and optimize the overall structure and utilizes passive cooling.

To conclude, the process of controlling the heating of wind turbines requires an all-round solution. This encompasses the intelligent arrangement of components, meticulousness of materials usage, passive

cooling devices such as fins and PCMs as well as consideration of environmental and mechanical stress. Combined, the

strategies contribute to the successful functioning and extended life of wind turbine, [4], [14], [15], [16], [17] and [18].



**Figure 3:** CFD simulation of a wind turbine nacelle of optimized configuration (right) and sub-optimal location of air-cooling system (left), [14].

### 3. Passive Cooling Technologies for Wind Turbines

#### 3.1. Description of Various Passive Cooling Techniques

Passive cooling systems in wind turbines make use of natural processes that regulate the amount of heat without having to use power-consuming cooling systems. This is important in maintaining the turbine components at the appropriate temperatures particularly against environmental extremities. The most common approach is based on material high thermal mass. These materials absorb unwanted heat during the seasons and amount of heat when cool down thus improving the fluctuation of temperatures in the day.

The next intelligent solution is that of phase change materials (PCM). They are substances that are thermal sponges and take-ins and releases heat during melting and solidification. Being incorporated into the turbine designs, PCMs assist in reducing the changes in temperatures and preventing the stresses in components. E.g. During warmer weather, the PCM melts to take away the heat and cool adjacent parts.

As it cools down, the PCM again hardens releasing treasured warmth in milder tones. This technique has been found to enhance heat regulation in most applications.

Passive cooling is also highly contributed by good ventilation, particularly in the nacelle. Plastic vents and openings can be designed to allow heat to be taken away by natural airflow through the provision of vents and openings. This design uses the difference in temperature between the indoor and outside air to cool the nacelle before it overheats.

One of the newest methods involves this type of special coating which reflects sunlight but reflect infrared radiations at which the nacelle can lose excessive heat. These coatings prevent the interior temperatures of the buildings by driving away solar radiations which can ruin delicate equipment.

Besides, designers consider the inclusion of fins or prolonged surfaces to the parts that generate heat such as generators and power electronics. This amplifies the space that is reachable to the atmosphere and

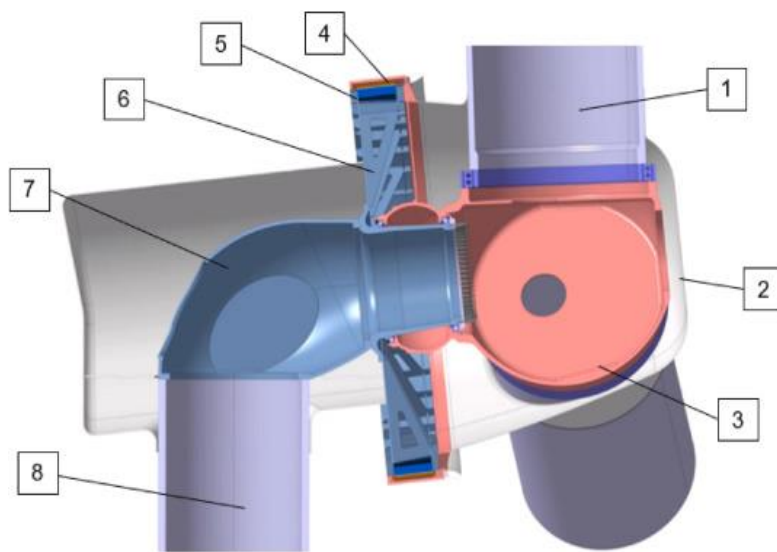
hastens the rate of heat exchange without the use of fans and pumps.

Another device of weapons is called thermal stratification. This principles applies to the architectural design to allow the warm air to ascend the structure and cooler air to descend. It assists in maintaining the temperatures within the nacelle more uniform due to the instilled natural air layering.

Finally, engineers are considering shapes that would make the best use of airflow

round turbines whether they are rotating or not. Through these displays, turbulence is minimized and laminar movement of air is encouraged thereby enhancing thermal control without the need to use additional energy.

Overall, the entire spectrum of techniques of passive cooling not only increases the efficiency but also contributes to the long life of wind turbines through the control of heat in the unique conditions of this type of turbine, [8], [19] and [20].



**Figure 4:** Novel design of a gearless wind turbine with high power output and passive cooling, [8].

### 3.2. Advantages and Limitations of Each Technology

The passive cooling technologies carry a number of advantages as well as challenges that the designers need to consider when formulating wind turbines systems. Both of the approaches provide their own unique combination of advantages and disadvantages, which may have a significant impact on the effectiveness of turbines in terms of coping with heat and overall efficiency.

There is a distinct benefit associated with passive systems; they are so simply designed and require a minimum amount of maintenance. As an instance, loop thermosyphons have been demonstrated to

operate without any external power or pumps hence automatically reliable. This consistency lowers the existence of breakdowns that tend to affect active cooling systems that are reliant on mechanical components. As it has been emphasized above, it is important that turbine parts are maintained under optimal temperatures, and thus a low failure cooling solution also is an advantage.

Another clever way of enhancing heat transfer is passive cooling. Thermosiphons systems involve phase changes such as boiling and condensation in the transfer of heat effectively out of hot spots within the turbines. These systems allow extending the life of equipment and steady

performance, thus assists in a stable energy production due to the avoidance of overheating.

The other advantage is that passive cooling will fit green objectives. Most of the techniques do not require much or no electricity, reducing the total carbon footprint associated with the operation of the turbines. Both substances such as phase change compounds store up excess heat when operating at peak heating efficiency and dispel it when cooling down, and regulate the temperature variation without an external source of energy.

In addition, passive techniques tend to fit into the existing turbine designs. Engineers can enhance the flow of heat of a structure using high thermal mass material or smart ventilation systems without incurring significant changes or additional costs. This is the performance versus cost savings that make passive solutions appealing in case of a long run.

Nonetheless, there is a limit of these systems. They can only perform optimally under external weather conditions such as airflow and temperature differences. Passive cooling can be tested by the material properties and the amount of heat produced in extreme climates with extensive thermal variations. There is also a need to do precise engineering such as adding features such as fins or phase change chambers in narrow nacelle spaces. The additions should not come into conflict with the components of turbines, which makes integration difficult.

The difference in performance may be rather significant as the airflow and heat transfer depends on the layout of parts of the turbine. The designers should be extra careful of airflow patterns so that there are no build-ups of heat and thermal counteraction of components.

Although in most cases the cost of operating passive cooling is lower than active system, it does not always perform

well when exposed to extreme heat or under constant heavy loading. Active cooling may be necessary in such cases in order to allow enough thermal control.

To the point, passive cooling provides energy-efficient, reliable and environmental-friendly advantages. Nevertheless, one must admit its weaknesses in relying on environmental conditions and incompatible nature with complicated turbine designs. In the future, the development of new technologies will be slowed down by the progress of material science and enhanced modeling methods forecasting the real complex work in various conditions. The future availability of more perfect solutions of passive managing thermal management of wind turbines will be unlocked with continuous research, [8], [13] and [21].

### *3.3. Case Studies on Implemented Technologies*

Recent case studies have demonstrated that it is possible successfully to utilize passive cooling technologies in wind turbines and it has demonstrated to be valuable in enhancing the efficiency of its operations and in management of heat.

The example of XYZ Wind Energy Corp in Denmark is one of the bright ones. A comprehensive investigation of the nacelle thermal behavior was conducted and then they implemented high-technology passive cooling coating developed by i2Cool Technology. These finishes have the effect of reflecting the solar radiation and dissipating the heat to mid-infrared. Internal nacelle temperatures reduced on average 30o C after the application of the coatings. Such temperature decreases increased turbine functioning and resulted in 15% energy output increment. The project has not only demonstrated that passive cooling is practical, but also made XYZ even more powerful as a pioneer in the field of renewable energy sources.

The other case was that of ventilated nacelle design that vary in the vents with regard to temperature variations. Such vents either open or close with the heat conditions in the house reducing excess overheating during hot seasons. The system was recorded to have had distinct positives in eliminating energy resource along with reduced labor-intensive maintenance due to less heat involved on the crucial components.

Creativity has also been applied in the reinforcement of the existing cooling systems using reflective materials. One of them was the application of turbines with reflective surfaces to absorb less sunlight, which enhanced the circulation of air around important parts and facilitated the process of natural heat exchange. It was particularly effective in hot climates where active cooling can be ineffective in combination with resource constraints or increased price.

A study by Gao et al. investigated the use of pulsating heat pipes to conduct heat within pitch cabinets which has not been well discussed relative to nacelle cooling. Their article discovered that these heat pipes are able to significantly enhance the cooling of pitch systems under the impact of intense heat of insulated gate bipolar transistors (IGBTs). Although the research concentrated on active cooling, it shows an increasing tendency to use the combination of active and passive techniques to enhance the outcomes.

Another variant is the innovations targeted at extreme destinations such as polar areas. Active ventilation combined with phase change materials (PCMs) was also a promising one by holding the temperatures inside the house constant and eliminating the use of active heating. These designs used the difference of cross-ventilation through wind power that made the environment comfortable even at extreme climates.

On the whole, these case studies highlight that a comprehensive solution to the problem of passive cooling addresses thermal-related problems successfully and helps to make any form of sustainability more viable by reducing carbon footprints related to wind energy use. Globally, it has been experienced that passive cooling can improve the efficiency of turbine, reduce operating cost or even offer stability in relation to the variation of environmental conditions.

All these instances underline the idea that the passive cooling technology keeps taking its toll in different wind turbine configurations: in urban areas with weather conditions at the extremes or in isolated areas where simplicity and dependability are the main laws, [15], [19] and [20].

#### **4. Numerical Modeling and Simulation Methodologies**

##### *4.1. Overview of Numerical Modeling Techniques*

Numerical modeling is a major tool used in the study of thermal management of wind turbines particularly on passive cooling techniques. These techniques allow engineers to test various operating conditions and observe the impact of these conditions on the temperature distribution in the components of turbines. Techniques based on computational fluid dynamics (CFD), finite element analysis (FEA) and system dynamics modeling are the tools that provide different insights into the behavior of thermal conditions.

CFD has a broad-range of use in the study of airflow and heat transfer within turbine nacelles. It exposes air movement trends which influence the performance of the passive cooling systems. CFD can be used to predict the effect of designs such as vents, fins, etc. on the removal of heat by modeling airflow around turbines. To illustrate, it may demonstrate that turbulent

wind can lead to uneven heating of various components, which suggests that the existence of specific cooling designs will be necessary.

Finite Element Analysis is concerned with the joint behavior of structural elements with regard to heat and mechanical stress. This is a method used to test the reliability of materials to operating loads, and temperature variations. The knowledge of interaction between thermal and mechanical forces will help make sure that such parts as gearboxes and generators are functional at a certain point of time.

System dynamics modeling is broader in consideration in that it amalgamates different physical effects that influence turbine performance and temperature. This method tends to combine data-based understanding with physics grounded models to have more accuracy. As an example, SCADA data and physics models can be used to relate the real performance to thermal performance forecasts.

More and more simulations of the multi-physics are emergent in order to capture complex interactions among mechanical, thermal, and fluid behavior within turbines. Such programs as ANSYS or MATLAB make it possible to conduct a complex analysis, such as the impact of temperature changes on the quality of lubrication. The simulations can also serve to confirm a theoretical model by means of comparing it with the experimental findings in real life as observed in the section 4.3.

The validation is also critical to ensure that models can predict passive cooling performance with confidence particularly in the severe environmental conditions that are stated in section 5. A good correspondence of simulation results with field results or laboratory factors narrows models and enhances their confidence in forecasting.

The improvements in virtual reconstruction methods also enhance the

accuracy of the analysis and also minimized the requirement of expensive physical prototyping. CAD technology allows the engineer to refine their designs on the computer before constructing anything at a fast pace and reduces costs.

In addition to the conventional approaches, machine learning is proving to be a useful approach to thermal management modeling in turbines. Through a substantial amount of operational data, these algorithms can find patterns and assist in optimizing the design decisions based on the history of previous performance records.

Numerical modeling also serves as input to optimization in order to increase passive cooling efficiency. This includes determining the most appropriate laying out of components, and choosing new materials that are balanced between cost and complexity - which also reflects architectural arguments of section 2.3.

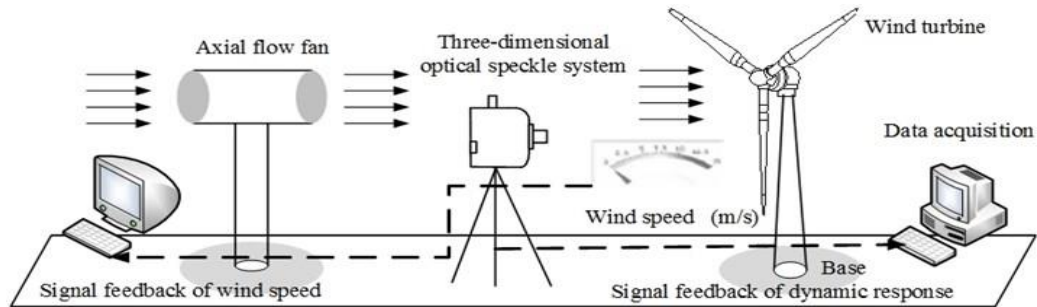
The opportunity of adaptive cooling systems will not be excluded in the future with the capacity of the ability to add affected dynamic modeling as well as the real-time SCADA surveillance, as stipulated above. Such integrations can lead to dynamically adjusting turbines to environmental change but on the other hand to operate to their optimum energy output.

Time-domain analysis is another form of analysis that tries to model dynamic effects that apply in change of aerodynamic loads as the aircraft is in operation. Such a style gives a more realistic concept of the turbine action than a frequency-domain style that would miss such medium term oscillations.

Concisely, the issue of numerical modeling could not be abandoned to acquire information regarding the thermal processes, and develop effective solutions of managing heat in wind machines. These have contributed to the development of resistant systems that can deal with various

climates anytime making a step forward with innovative engineering, as far as

sustainability is concerned, [3], [4] and [22].



**Figure 5:** Test platform of dynamic response of wind turbine, [22].

#### 4.2. Simulation Tools and Software Used in Analysis

Numerical modeling and simulation assume such a remarkable role in the study of the methods of thermal management in wind turbines and in passive cooling in particular. The engineers have different software platforms by which they simulate different physical process, thermal loading and environmental conditions that influence performances of turbines.

One of the most used models is Nrel FAST and its development OpenFAST that address the forces of aerodynamics, hydrodynamics and structural reactions to real world conditions. The models can use various methods that may include Computational Fluid Dynamics (CFD) in order to study the flow of fluids over parts of turbines and their effects in heat transfer.

Computational fluid dynamic programs such as ANSYS AQWA and SolidWorks flow simulation software can assist a scientist to study fluid dynamics of flow through air that can define the efficiency of cooling. These programs can develop turbulent and smooth planes of air with the solution of equations of Navier-Stokes. Their elaborate thermal maps will also assist the engineers in narrowing down

their design to optimize passive cooling by ensuring the air moves through the parts.

Another highly significant tool has user-flexible programming that is MATLAB. It allows the researcher to design personalized models and merge with other simulation tools. This combination of MATLAB and SCADA data will enable obtaining a deeper insight regarding how the operational factors influence the thermal conditions of a turbine that will comprise the predictive analytics and physics-based approaches.

In order to cope with structural reactions in dynamic loads caused by wind and waves, specialists use such packages as HAWC2 or OrcaFlex. They help to track the impact of mechanical stress on temperature variations during use and usually include the environmental feedback in real time to simulate the real time conditions.

One also includes the multi-physics simulation platforms increased reliance. Their correlation between thermal, mechanical and fluid dynamics can give encouraging information on how the change in temperature of the parts of the turbine partly affects its mechanical stability during the load operation.

Research has also been carried to make the customized code, which would be deployed with the existing models,

including OpenFAST. This method allows improving the level of accuracy of the simulation, since it will provide engineers with a chance to develop algorithmic solutions, which will be focused on addressing particular passive cooling problems in turbines.

One should find out the validity of these models. Validation is the comparison of the results of the simulation against either field operation results or experimental results. Both laboratory systems and real-world experiments give points of reference to make more specific predictions and build confidence in the models.

The latest development involves approaches that make it easy to conduct

coupled analysis of floating turbine platforms and their towers. In Virtual reconstruction, engineers can guess the behavior of turbines using the observed trends in performance but reduce expensive early physical experiments.

The variety of the available simulation tools is indicative of the awareness by the engineers of the importance of careful modeling in the evaluation of passive cooling under different working conditions. The technologies being constantly referenced in the process of improving thermal management are used in the need to make turbines continue to be energy efficient in variable environments, [3], [10], [11], [17], [23] and [24].

**Table 1:** Summary of laboratory and simulation studies applied to examine the wave impacts on OWTs, [11].

| Method                      | Facility/Simulation Tools/Solver   |
|-----------------------------|--|
| <b>Experimental</b>         | Water Basin  |
|                             | Open Sea   |
|                             | Wind Tunnel  |
| <b>Numerical Simulation</b> | Fatigue, Aerodynamics, Structures, and Turbulence (FAST)/OpenFAST (NREL aero-hydro-servo-elastic framework)  |
|                             | Fully Coupled Aero-Hydro-Servo-Elastic Frameworks (OpenFAST co-simulated with CFD and mooring solvers)       |
|                             | Computational Fluid Dynamics (CFD) (e.g., OpenFOAM; focused waves, extreme events, wave-current interaction) |
|                             | MATLAB Code  |
|                             | Blade Element Momentum (BEM)   |
|                             | HAWT Simulation Code 2nd Generation (HAWC2)  |
|                             | SIMA (Simo-Riflex-AeroDyn)   |
|                             | Reynolds-Average-Navier-Stokes (RANS)  |
|                             | ANSYS AQWA   |
|                             | 2D Harmonic Polynomial Cell (HPC)  |
|                             | OceanWave3D  |
|                             | Nonlinear Vortex Lattice Method (NVLM)   |
|                             | BHawC  |
|                             | ABAQUS   |
|                             | Probability Seismic Demand Analysis (PSDA)   |
| SESAM                       |  |
| OrcaFlex                    |  |

| Method | Facility/Simulation Tools/Solver |
|--------|----------------------------------|
|        | HydroD                           |
|        | WADAM                            |

**Table 2:** Information of the wind turbine and the tower, [24].

| Item    | Mass (kg) | Center of Mass (m) |
|---------|-----------|--------------------|
| Blade   | 51,000    | /                  |
| Hub     | 136,000   | (6.828, 0, 4.419)  |
| Nacelle | 475,000   | (-1.725, 0, 2.647) |
| RNA     | 764,000   | (1.926, 0, 3.3856) |
| Tower   | 1,399,000 | (0, 0, 49)         |

*4.3. Validation of Models against Experimental Data*

To make credible solutions to thermal management of wind turbine, there is need to verify the numerical models by comparison with the experimental results. This is done with caution in order to assess the accuracy of the model prediction vis-a vis the actual results of an experiment, this is particularly critical when considering the active and passive cooling systems.

Such methods as Computational Fluid Dynamics (CFD) and Finite Element Analysis (FEA) can be used to predict concepts of airflow and temperatures within turbine nacelles. To verify these predictions, models have to be subjected to Verification, Validation and Uncertainty Quantification (VV&UQ). The verification helps to verify that the mathematical equations are modeling the real physics of heat transfer and fluid flow, and the validation helps to compare the results of the simulation with experimental measurements of all the factors that may be part of the operational situations.

As it has been mentioned above, the given range of modeling techniques may be used to describe the intricate thermal loads on turbines. As an illustration, more sophisticated models like the FAST and OpenFAST of NREL allows models to be

used to show the dynamic interaction of components in use. These models have been studied via validation studies which have found the models generated temperature predictions that are consistent with either field results or controlled laboratory studies.

In the case of passive cooling methods, validation is much more significant since such systems usually rely on other factors such as ambient temperatures. It has also been found that simulation to practical may occur because simulation has not taken into account some features, e.g., the insulating properties of materials or local airflow effect in the nacelle.

A good example is a floating offshore wind turbine in the harsh weather conditions. A model that was fully integrated into time domain model of the structural dynamics together with thermal behavior of the electronics cooling system was developed by researchers. The model was checked by extensive physical testing of the model such as mooring stiffness and dynamic responses in extreme sea conditions. The deviation, which was the highest, was only 1.17, which demonstrates the effectiveness of the model in rough conditions.

Exceptional validation assurance creates confidence to stimulation results as well as

informs design decisions on subsequent turbines. By being sensitive to the appearance and changes of thermal loads in operation, the engineer can engineer components that are more sensitive to heat dissipation as mentioned earlier.

Uncertainty quantification is collaborative with validation, analyzing and testing the effect of the change of inputs such as material properties or settings of the boundary. The knowledge will be worthy in determining the factors that exert the greatest impacts with regard to thermal performances predictions in order to make the designs survive under varying conditions.

Machine learning offers new strategies that can improve passive cooling with reference to validation and design optimization. The developers can train models on large datasets on validated simulations and experiments to rapidly explore various scenarios without basing the exploration on expensive, high-fidelity simulations.

In short, an all-encompassing validation plan, a combination of numerical-experimental comparisons and performance reviews is essential to the development of reliable passive cooling technologies. This is to ensure that these solutions are reliable in a variety of climates and other environmental concerns, [24] and [25].

## **5. Performance under Extreme Environmental Conditions**

### *5.1. Effects of Temperature Extremes on Components*

Wind turbines are designed to operate efficiently in most environmental factors however too much fluctuation in temperature change pose serious effects on the performance and longevity of turbines. Mostly important components are the generator, power electronics and mechanical systems which are many times

affected when the temperature has gone beyond expectations.

During low temperature, typically between  $-40\text{ }^{\circ}\text{C}$  and  $-45\text{ }^{\circ}\text{C}$ , there exist a few issues that are brought into picture. Lubricants become thick making moving parts to produce more friction and wear. This will cause the mechanical failures or decrease the efficiency of gearboxes and bearings. The accumulation of ice on the blades is also becoming a problem, altering their aerodynamic structure to reduce the lift and increase the drag. This ice is also dangerous in terms of safety, as it causes structural strain, which can push the components beyond the safety limit.

Conversely, high temperatures of  $+45\text{ }^{\circ}\text{C}$  or higher present a threat of overheating important components such as power electronics and generators. As the ambient air becomes hot, these parts will find it difficult to cool off, and may enter some dangerous thermal runaway in the event of inadequate cooling. Electronics especially the power ones produce a lot of heat as they are used and the cooling mechanism should be effective even during extreme temperatures. In the event that they become excessively hot, they may be shut down to guard themselves or they may be damaged to the point of being rendered useless.

Dynamic responses in the turbines are also brought about by changes in temperature. A sudden change of temperature of materials such as metals and composite can lead to an expansion rate dissimilarity between the material and thus cause thermal stresses that undermine structural integrity in the long term. Such damage may affect the reliability on operation.

The increased variations in temperature are mostly accompanied by increased vibrations within the turbine structure. Monitoring of the extent of vibration is vital since excess vibrations may trigger untimely failures in the blades, towers, and other components. The dynamic behaviour

of turbines in the extreme temperatures conditions can be studied to enable the engineers to create more robust machines.

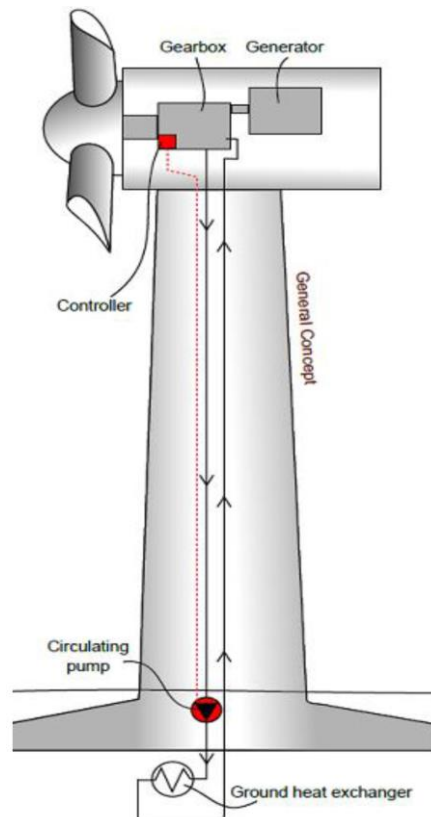
Not of hardware, alone these extremes of temperatures affect the operations and maintenance of wind farms, but also the maintenance and operation policies. In cold climate, turbines might need the use of special lubricants or ice prevention system. Meanwhile, the population in hot regions may require additional wanted cooling and modified electricity services during the hottest seasons to avoid damages.

It is also important to select materials which are more thermal stable. The innovations in material science would provide composite materials that are capable of withstanding extreme heat or minimizing thermal expansion that may contribute to stress due to variations in temperature. The implementation of such

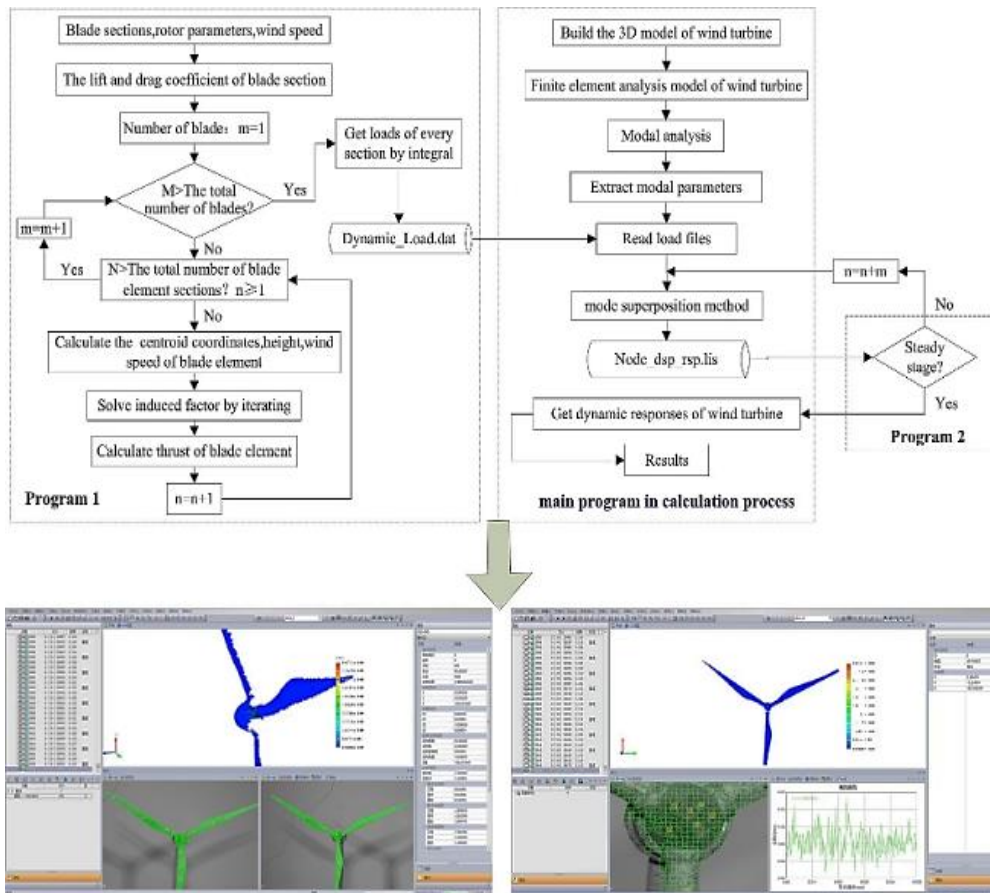
materials in designing turbines is useful in addressing the problem of extreme temperatures.

Most importantly, these temperature impacts do not only have an impact on short-duration performance, but also determine the ability of turbines to last, as well as their financial value. Operators should consider the local climatic factors when laying down the installations and maintenance procedures. The weather patterns and the temperature direction can be used to predict the life of the turbine through the predictive maintenance, thus saving it to avoid failure that would cost a lot.

Briefly, it is important to understand the influence of extreme temperatures on the components of wind turbine in order to enhance reliability, safety, and overall performance in the lifespan of the turbines, [14], [22], [26] and [27].



**Figure 6:** The thermal heat transfer of the ground and cooling method geothermal as suggested by G. Pehlivanoglou, [14].



**Figure 7:** Dynamics-based performance analysis of wind turbines under complicated conditions, [22]

**5.2. Performance Metrics for Passive Cooling Strategies in Adverse Conditions**

The use of passive cooling systems to wind turbines in severe environments has various key performance measures. Such indicators are useful in setting the level of control of such systems in extreme temperature conditions, which is recommended in the process of preventing the heat loss in the turbine and in safeguarding critical parts of the system, such as the nacelle, gearbox, and generator, against overheating.

A temperature difference between the internal components of the turbine and the external air is one of the primary measurements. The difference shows the efficiency of a passive cooling method in the heat retention prevention inside the critical zones. This gap is important as understanding how the coolers work since it is extremely important to maintain the

component temperatures within the range of safe operating limits since this is an excellent way to predict how well a system will cool.

The other aspect is the rate of recovery of heat when it is at high thermal load. Passive cooling can use different processes like conduction by the use of high thermal mass material or naturally occurring convection wherein an airflow passing through the building cools it. However, checking the rate at which heat is getting out of the system, particularly when the weather is on its hottest and since the peak operation, will be a measure of its reliability and its overall performance. This can be monitored through the observation of temperature drop during predetermined time after the heat spikes.

Among performance criteria also comes energy conservation. The fact that passive techniques do not use active cooling and

use power makes them use less energy, both in relation to operating cost and environmental sustainability. The ability to control temperature with the help of natural occurring processes is in line with the principles of green energies and it will also relieve the power sources.

The other field of concern is the thermal stability of variable temperatures. Temperature difference in metrical or standard deviation over time, are indicators that are used to ascertain the capability of the components to maintain a constant operating temperature in the event of an abrupt temperature change or a rapid alteration of the environmental conditions. It is the stability, it avoids turbines under the influence of expansion and contraction caused by thermal interactions and, therefore, these interactions can wear parts.

Phase change materials (PCM) are unique in the methods of passive cooling because they are capable of being able to absorb and release heat during a change of phase. This is because their utility depends sometimes on the maximum amount of heat that they can absorb per cycle, and the fact that they can give a smooth temperature under heavy load. Well-installed PCMs may round off temperature spurts giving some security at critical junctures.

Passive cooling solutions encompass the long run maintenance durability as a fundamental factor. These systems should be able to endure long term severe weather conditions even without a lot of material breakage or often requiring constant repair. The impact of the materials ageing within these conditions on not only their economic viability but also their sustainability is an issue as the time and replacement cost could be expensive.

Additional information is given by the comparison of passive systems and active cooling methods. The average indoor temperatures obtained on the performance

benchmarks serve to indicate the approach that is more effective at anti-overheat, and the response times in case of the abrupt shift in temperatures. The case studies have already demonstrated that a combination of these techniques based on the location situation can provide the best results.

Finally, exergy analysis provides a close up view on inefficiency of thermal management by quantitating energy degradation in cooling systems. The analysis of exergy destruction rates identifies the opportunities where design could be enhanced to increase its efficiency, which will shape the subsequent advancements in the cooling technology of turbines.

Through these different measures which are extreme-environment specific, engineers and operators would be able to determine passive cooling methods correctly. This broad outlook aids in building stronger turbines able to operate in unfavorable environments and this is an aim that transpires in the current studies and working recommendations, [3], [11] and [28].

### *5.3. Comparison with Active Cooling Solutions*

The active and passive cooling of the wind turbines has been compared and there are some apparent differences in the terms of efficiency, complexity and the capacity to operate under unfavorable conditions. Passive cooling, which has been described above, involves the use of natural airflow and thermal mass to get rid of heat without any mechanical components. This simple design implies the reduction of maintenance and high reliability, particularly in the remote locations where service is difficult to maintain. Active cooling, on the other hand, will need additional equipment to be used such as fans and pumps to push air or liquids through the system. These systems require

more power and present more possible failure points than the temperature controller used in a standard laboratory setup; yet, they provide a more specific temperature control in different situations.

Active cooling systems tend to cope with peak loads of the heating in extreme weather. As an example, long exposure in hot weather or high working loads as was mentioned in case of extremes in temperature can be managed by using active systems that increase the flow of coolant to components as well as the speed of fans in order to maintain the components within reasonable temperature ranges. Nonetheless, such rapid reaction consumes more power and makes it harder to design the system.

In cases where the environment becomes hazardous, or the demands are very high, the fact of active cooling targeting possible areas of demand, comes in handy. It is able to adapt immediately to change in thermal load due to changes in wind or power output. This is an advantage when using delicate components such as power electronics and generators which may overheat rapidly.

Although these are strengths, actively cooling requires constant power, which as a whole may reduce the efficiency of the turbine. Lacking the functionality of pumps or fans is a critical risk, as they may overheat an element and be damaged. Such adversities introduce business uncertainty and maintenance expenses.

The decision of the type of cooling is also influenced by cost. The passive methods are usually cheaper to install as they do not require complex machines. This price will result in their popularity among new turbines that will need affordable prevention of high initial cost without loss of quality of thermal management.

Passive solutions may fail to appear as strong contenders to handle extreme heat conditions as compared to active solutions, they are however, better at sustaining long

durability and reducing conducting cost because of low maintenance requirements. New concepts such as the use of phase change substances also enhance the passive systems as they can receive the heat spikes and deliver warmth when temperatures are colder.

Suitability of every method depends on the turbine components. As is observed in the foregoing discussion, components such as gearboxes might require the active-cooling that is offered by active systems in demanding loads, but generators may tolerate quite well the constant temperatures on which the passive cooling maintenance is enforced.

As performance data demonstrate, passive cooling, even when subjected to changing and severe environmental conditions, frequently has a longer sustainability response, even though it slows its response to rapid changes in temperature.

The numerical models point to the necessity to treat the whole system of turbine in choosing cooling strategies. The ready solutions are being customized to the nature of operations of the various designs to provide balanced performance.

Last but not the least, passive and active cooling is chosen on the scale of aspect such as the possibilities of thermal controls, maintenance needs and long cut costs implications. Active cooling works in extreme mode but implements complexity and cost in terms of energy. Passive cooling could react gradually but compensates by saving money and both reliability in cases where it is considered built into turbines designed to operate with the evolving thermal loads throughout their lives, [4], [11] and [17].

## **6. Optimization Techniques in Passive Cooling**

### *6.1. Strategies for Enhancing Efficiency of Passive Cooling Systems*

It is important to improve the passive cooling of wind turbine systems as such

systems accomplish the process, which does not rely on external energy but on natural forces. There are a number of strategies that will improve the efficiency of passive cooling.

One of the significant approaches is those materials of high thermal mass. These are substances that absorb unnecessary heat during the times of extreme heat, and generates warmth during the lower temperatures. The temperature of the nacelles within the turbine is stabilized in this process to compensate the high thermal loads of other components such as generator and power converters. Proper selection of materials will not only regulate the temperature, but also increase the overall performance during different weather conditions.

Another good opportunity is the use of PCMs. The PCMs buffer and capture heat when switching between solid and liquid states and release it back, averaging temperature fluctuations between delicate components and potentially damaging them. As mentioned above, their use can reduce the high internal temperature sudden jumps when working under heavy loads or during severe weather conditions, contributing to the life of many important parts.

Rational design adjustment of the turbine nacelle design also is a key factor. The activation of natural airflow by the strategic placement of equipment reduces the heat and thermal clash. This arrangement enhances cooling through convection, and dispersion of heat becomes easy without taking help of cooling assistance using power.

There is additional efficiency through natural ventilation strategies. The resultant pressure difference winds generated upon the nacelle can be used to push heat away to vulnerable components without the use of mechanical assistance by forcing ambient air through vents or ducts through the nacelle. The designs have been seen to

be effective in actual situations where temperatures remain constant despite the change of environmental conditions.

Another practical methodology that can be used to reduce the amount of solar heat intake is the application of reflective coatings. Nanomaterials what are converted in the form of coatings are known to bounce off sunlight therefore lessening interior heat loads in times of intense sunlight exposure and reduce stress on turbine parts.

Irrespective of these developments, there are still some restrictions that are associated with environmental factors. An illustration here is that locations where the wind is not high may not be conducive to natural air-based cooling. Passive and active cooling, a combination could be the most successful option in such cases.

It has creative computer modelling software that equips the engineers with a powerful mechanism of projecting the heat management requirements. Such simulations as computational fluid dynamics and finite element analysis can be used to teach smarter cooling system designs by simulating the flow of air, structural responses to all manner of circumstances.

Multi objective optimization helps in evaluating the cost performance and reliability of cooling of the turbine in different climatic situations and performance. A tactic will ensure that new designs meet different purposes.

Finally, finally yet importantly, on-practical data concerning existing turbines provides the necessary feedback in regards to how effective the passive cooling systems are especially under challenging conditions. The current modifications of the designs based on the experience of the actual functioning will help to realize the reliability and efficiency of the passive cooling.

The active cooling of wind turbines can be significantly enhanced by incorporation of intelligent material selection and design, intelligent ventilations, intelligent reflective attenuations, solid modeling and their observation in constant fields. The plans predetermine the manner of viable and sustainable thermal management methodologies of the future renewable energy systems, [3], [15], [20] and [28].

### 6.2. *Multi-Objective Optimization Approaches in Design*

The multi-objective optimization necessary in the process of designing passive cooling systems of wind turbines is to satisfy a number of objectives at the same time. Balancing these opposing needs like thermal performance, structural life, cost consideration and maintenance is such an approach. These all render wind energy structures very trustworthy and cost effective.

The main aspect of this solution is the incorporation of thermal control into overall design. As discussed above, thermal loads exist as a result of operation of the turbine and the surrounding and they impact on the performance of parts. The modeling of these loads will allow prediction of the survival of the design under the actual world circumstances.

The tools such as Pareto front analysis usually assist designers to visualize compromises between objectives. To illustrate, increasing heat dissipation may increase the cost of materials or need elaborate construction technology. It is hoped that designs that will hit the optimum balance between all the requirements can be identified, as opposed to concentrating on an area and destroying the others.

There are a number of computational strategies that facilitate this process. Genetic algorithms, algorithms similar to natural evolution through nature of design

exploration and particle swarm optimization, an algorithm inspired by swarm behavior, seek the answer to the vastness of design possibilities. They aid in the discovery of the best solutions in the presence of various constraints through the process of simulating the process of adaptation in populations or groups.

The other key element of the puzzle is simulation software. The engineers are able to observe the effect of all these design tweaks on heat transfer of key components such as gearboxes and generators by testing the effect of a tweak on design shapes and configurations. With help of such awareness, smarter thermal management decisions are made.

It is important to have specific performance requirements particularly in situations where passive cooling is working in a strenuous environment. The measurement is based on not only temperature control but also saved energy used instead of active cooling of an object.

The cooling technologies are architecturally integrated, which contributes to such a balancing act. Designer should be attentive of the fit of material and shapes inside the small spaces of nacelle that can facilitate good air flow and avoid interference of heat. Multi-objective optimization allows the layouts and material to be tested several times to increase efficiency but safety and costs are kept under-check.

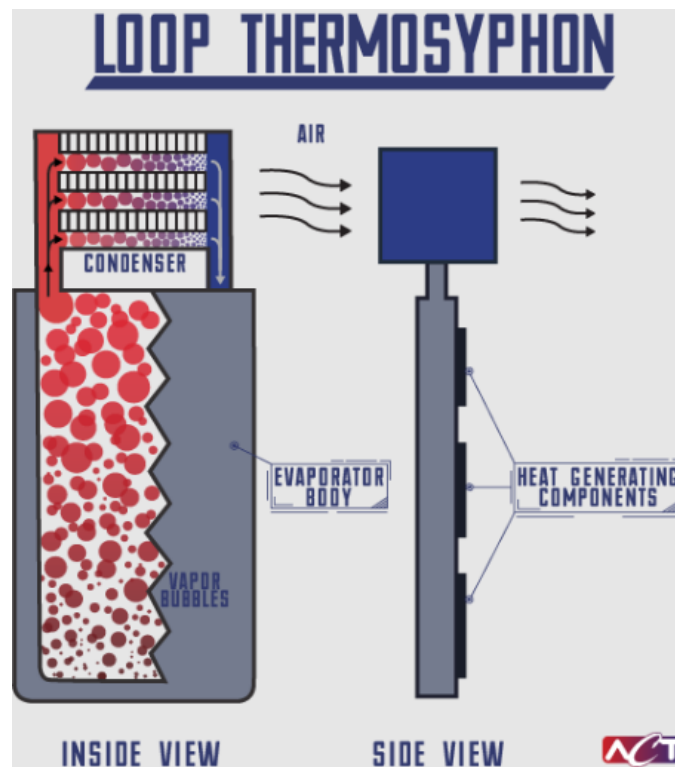
Nevertheless, there are obstacles in the application of theory into practice. No environmental uncertainties can consolidate even even the most optimized planning. This fact implies that real-world information and practical constraints must be inputted into the design process on an ongoing basis.

There are new tools such as machine learning that are promising. Through real-world analysis, such approaches are capable of optimizing models and

forecasts, and making them less predictable and more intelligent with time.

The stakeholders, particularly the manufacturing engineers can be engaged at an early stage to determine realistic barriers or enhancements to the designs before they are successfully settled. Such cooperation means that the end product will not only work in paper but also in production and usage.

Essentially, the use of multi-objective optimization offers an insightful, moderate course towards designing the passive cooling systems designed specifically to suit wind turbines. The method encourages durability and reduces maintenance expenses in comparison to the old active cooling solutions leading to a more effective and reliable renewable energy solution, [8], [16] and [29].



**Figure 8:** Custom loop thermosyphon hardware. (Courtesy: ACT), [29].

## 7. Challenges and Future Directions

### 7.1. Current Challenges Faced in Implementation of Passive Cooling Solutions

The use of passive cooling solutions on wind turbines is beset with a number of notable challenges that cannot be overlooked so as to enhance the output and reliability of the turbines. A large variety of environmental conditions of turbines is one of the major challenges. They are faced with different weather conditions where some conditions are extreme heat

and cold, some conditions are extreme wet and dry, and some conditions are extreme storms and typhoons. The factors determine the thermal loads applied to turbine components and the effectiveness of passive cooling. As an example, condensation may occur in turbine housings due to large humidity leading to increased difficulty in thermal control and component breakage.

The other problem is in the nature of passive cooling designs. Passive cooling does not depend on artificial cooling methods like the use of pumps and fans as

the active system does to remove heat, but on other natural causes such as convection and radiation. This is at times inadequate in peak loads at the time where the most heat is produced by the turbine. Designers have to decide how to make sure the heat is dispersed adequately but they should not add such features which may be bulky and complicated hence changing the weight of the turbine and structure.

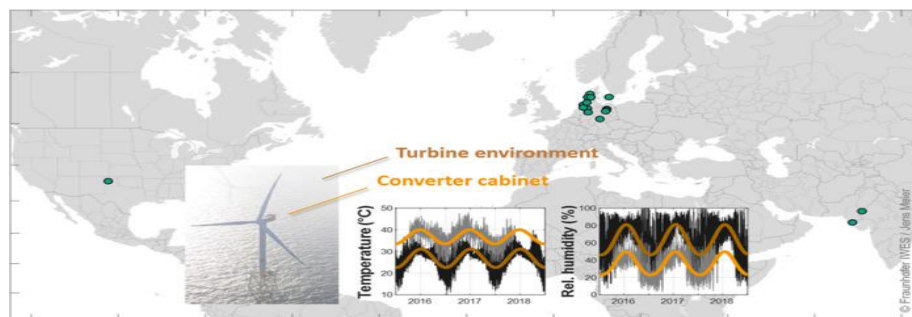
Passive cooling is only a difficult matter to fit in the existing turbine designs. The wind turbine needs to have structural arrangements, which encourage good in airflow and release of heat and maintain aerodynamic performance. This equilibrium is not an easy one as turbines have to withstand high wind speeds and forces as well as mechanical strains. Modifications done to enhance the cooling process might increase the costs of products used, or it may cause some challenges in manufacturing, making things harder to produce.

Further on, passive cooling systems are not the most commonly tested by standard tests. The majority of the existing assessment techniques additionally concentrate on individual components and they do not analyze the overall system performance under the realistic conditions. It becomes hard and slows down the growth without an extensive test program to compare various cooling methods or establish standards within the industry.

The factor of costs is also important. Though the passive cooling has the potential of lowering the long-term cost since less maintenance is required as compared to the active system, the initial cost associated with developing and installing the system may be off-putting. The budget constraints throughout the design and rollout phases tend to slow down the adoption process and halt innovation required to improve thermal management.

Lastly, ensuring the sustainability in the long run in various settings is a form of long-term concern. Cases of turbine failures due to ineffective thermal control continues, and so, there is need to conduct more research on the causes of failures regarding passive cooling. This information will prove useful in enhancing designing in the future.

There is need to close these challenges using close collaboration between researchers and manufacturers among other stakeholders. They can collaboratively come up with intelligent methods of integrating enhanced passive technologies of cooling in the wind turbines and to fit environmental differences and operational stresses. This collaboration will enable the wind energy to be propelled to increased efficiency and efficiency, [12], [27], [30] and [31].



**Figure 9:** Locations in North America, Europe and Asia where the fieldwork was conducted; sample time series of seasonal change in temperature and humidity in converter cabinet and surroundings of a turbine in India, [30].

### 7.2. Future Research Areas to Explore

The development of passive cooling technologies within the wind turbines is becoming a more important aspect as the demand of the renewable energy ensures a central position and efficiency becomes a topic of discussion. An unbeatable direction of working in the future is the integration of the latest materials and production technologies into these cooling systems. Indicatively, phase change materials (PCMs) provide a mechanism of absorbing excess heat and discharging it in the event of lower temperatures to enhance thermal control. Nanomaterials will be also promising because they will enhance heat consumption and distribute warmth in a better way.

The other promising research area is design optimization. Simulation is useful through the use of computational fluid dynamics (CFD) to assist the designers in mapping the airflow and heat flow within the turbines. When that is added to the smart sensors and prediction algorithms, there is a possibility of adjusting the cooling policies on the fly and it will take the turbines more reliable, besides unnecessary energy, wastage will be minimized.

New sources of efficiency might be discovered after the discovery of ways of reusing the waste heat of the turbine components like the generators or power electronics. The use of this energy will create a superior performance in addition to power will generate energy that can be consumed by the immediate communities. In the future, the hybrid type of cooling that incorporates the active cooling and the passive cooling may be the one that flexibility is needed because of its ability to adapt to the dynamic nature of the environment.

The effects of different climates regarding passive cooling works are still to be known. This would be more efficient by designing solutions that are specific to the

weather in the region. The passive cooling interaction with other systems of turbines should be also investigated in order to allow the researchers to achieve general improvements without burdening the safety and functioning.

Passive cooling methods will be installed with tests that will be solid, standardized so that comparison on the options made becomes easy and informed decisions about design are made. It provides valuable sightseeing when benchmarking with existing active systems to develop an efficient system.

And lastly, the collaboration among disciplines, such as engineers, material scientists, climatologists, and industry specialists, will trigger new ideas and innovations. The use of local communities in waste heat initiatives will allow tailoring the solutions to actual requirements, which will help to sustain a sustainable energy future in which passive cooling will be inactive, [3], [14] and [25].

### 7.3. Industry Trends Affecting Development

The wind industry is undergoing tremendous changes as there is increasing need of clean and sustainable energy. Among the significant advances include the construction of larger turbines that make use of higher efficiency and productivity. Turbines with bigger rotor diameters are able to harvest more of the wind energy resulting in more electricity production. However, larger machines are also accompanied by the heat management issues as they also generate more waste heat that they need to spread efficiently to ensure that their performance remains consistent.

While this is happening, research in the design of the engineering is introducing the possibilities of new cooling mechanisms that are designed to cool the turbines of windmills. There has been

increase in use of passive cooling methods by more companies that offers better temperature regulation without major dependence on power motors or other external sources of power. This technology is fitting in the larger objective of the industry to reduce the use of energy and decrease the maintenance requirements.

Another expanding section of the industry consists of the offshore wind farms. With the advantage of consistent winds and being on the unlimited space, these locations have their own distinct challenges including bad weather and salt sea air. The additional load of the stresses in offshoring demands stiff thermal management systems that could provide reliability and extended service periods in harsh conditions.

Increasing attention to the utilization of waste heat recovery in turbine systems is also present. Excess heat was traditionally regarded as a frivolous byproduct, which was naturally disregarded. However, with projects being drawn closer to urban locations and with the development of the markets, the extraction of this untapped thermal energy is becoming a focus with a view to increasing overall efficiency and offering some form of value addition to the local populations.

Innovations in the field of material science are also influencing it by enhancing the cooling of the materials. Problems of overheating which air cooling system cannot cope with under hot weather are addressed by new thermal conductors and specialized coatings.

Additionally, stricter rules towards the demands of lower emissions and sustainability targets, particularly the ones that seek to make the energy companies become net-zero, are compelling firms in the wind energy sector to minimize their environmental pollution. Cooling systems are no longer simply concerned with cooling, some designs also consider finding some means to deliver heat to local

facilities or even facilitate district heating programs.

And finally, there is the continued stream of investment in research and development regarding passive cooling. The stakeholders desire the solutions to provide good balance between the cost and the performance. Multi-objective optimization tools are useful in identifying designs that enhance efficiency and reduce the number of resources used based on different factors.

In conclusion, increasing the scale of turbines, a new engineering strategy to develop passive cooling, difficulty working in offshore conditions, the prospect of the reuse of waste heat, advancement in materials, mounting sustainability requirements, and the increase in the intensity of research and development all influence the future of cooling technologies of wind turbines, [4], [14] and [32].

## 8. Conclusions

### 8.1. Summary of Key Findings

The studies on passive cooling of wind turbines point out a number of valuable lessons about the significance of the thermal control in enhancing the reliability and performance of wind turbines in power production. In wind turbines, there are some thermodynamic loads imposed by the working process of wind turbines, as well as the environment. These loads which were discussed above require a good understanding of heat behavior on different components. Specifically, gating devices such as the IGBTs produce a lot of heat in form of losses and other elements such as temperatures of the environment and blowing winds present a challenge related to the management of heat generated by the gating devices.

Critical components such as generators, power converters and transformers generate a lot of heat when they are used.

The way these parts are laid within the nacelle can go a long way in the heat dissipation. Thermal interference can be minimized and better cooling can be achieved by careful layout design. Passive cooling methods have potential since they rely on high thermal capacity materials and phase change materials (PCMs); that is, materials which assist in control of temperatures, without involving mechanical components.

Different passive cooling techniques are related to their pros. Reflectively, we can also consider reflective coating that can cut the percentage of penetration of solar radiations by a very large percentage and ventilation which will make use of the natural air movement in the building to foster the convective cooling. These procedures are explained elsewhere. However, they too are not faultless. The weather circumstances give them success and the performance can vary with the manner on how the system is built. Nonetheless, experience gives valuable teachings: in particular, a business company, which is the company called XYZ Wind Energy Corp. was a case study, where reflective finishes were introduced resulting in a considerable decline in temperature, and a substantial efficiency of power consumption.

Numerical simulation is used in the research of thermo strategy. The engineers can use such tools as the computational fluid dynamics (CFD) to predict the airflow and ensure structural integrity under different conditions. The rate of results being compared to experimental data is one of the ways that assure the models to be maintainable in water particularly in studies where intricate means of machine learning are applied to optimize passive cooling plans.

The performance of the passive cooling should be determined in abnormal weather conditions. These involve investigating the level of temperature variations between turbine internals and ambient air and long-

term durability. One should also consider the passive techniques versus the active techniques which may react faster in the climax heat but will have a higher cost and maintenance requirements. The above trade-off brings out the trade-off between reliable performance and instant cooling capabilities under extreme conditions.

In order to address the issue of passive cooling optimization, a number of paths have occurred. They consist of redesigning the components to enhance airflow and references to actual on-the-field information during the design stage. Most helpful is the use of multi-objective optimization to identify a compromise between budget and thermal performance and the simulations ensure that the designs are as expected.

Even though some advances have been achieved, the development of passive cooling systems still has challenges. Studies are currently underway to enhance resilience in the face of climate change and the trends within the industry are in favor of more environmental friendly solutions that can allow efficiency to be achieved at the expense of reliability. Going forward, hybrid approaches to active and passive cooling and exploration of phase change materials will be critical towards developing effective thermal management policy that will be prepared to meet the demands of the future.

## *8.2. Implications for Future Research*

The development of passive cooling in wind turbines has created a number of ways to investigate in the future particularly with the increased demand in renewable energy forms and the unpredictability of climate changes. Another good alternative is exploring the use of the sophisticated materials in the cooling systems that are cooling passive. Application of phase change material (PCM) or thermal conducting composites can be of immensely help in regards to

dissipation of heat. They are able to take up excess heat during peak loads with such materials and release them as temperatures fall and this assists in thermal stability in the turbine components.

In addition, an experiment involving the combined effect of different methods of passive cooling is to be tested. There is potential in the development of hybrid systems that will use natural ventilation and radiative cooling as a thermal control measure. The combinations would not only improve the performance in very high temperatures regions but also in locations experiencing extreme variation of the temperatures and improve the turbine life and performance.

These systems must be experimented under the real condition and not in the computer imitations of nowadays as the true interaction of gender between turbines and their circumstances might not be fully imitated in the computer simulation. Setting of the testing standards of the various climate and weather would help in obtaining more dependable information on the efficiency, as well as the reliability of the data in the long term.

It also promises with artificial intelligence (AI) and machine learning (ML). These instruments accurately evaluate predictions of thermal loads on the evaluation of historical data in order to determine them and that their application is related to building passive cooling projects that are dynamically adaptive to the environments in question.

The economics of passive cooling deployment solutions is also a matter that should be explored. Nevertheless, it is possible to lighten up the long-term consequences of these technologies on efficiency and the cost of operation through the implementation of the cost-benefit analysis. The financial trade off will be well comprehended and the innovations embraced by more players in the industry.

Lastly, it can facilitate more research and funding through the establishment of favorable regulatory frameworks. Alliances between higher education and the industrial actors and government have the potential of developing inventions and maintain ecological standards.

In short, the directions of the passive cooling of wind turbines that can be improved within the given research opportunities in the future include materials, incorporating cooling actions, field testing of the design, and robotically controlled thermal management, financial analysis and regulatory support in the manner of developing the renewable energy system.

## References

- [1]J. Ji, C. Zhang, X. Zhang and Y. Chen. "Recent research advances in wind turbine thermal management technologies". Jan 2025. [Online]. Available: <https://www.sciencedirect.com/science/article/abs/pii/S1364032124007093>
- [2]A. Alansaryi and A. Alsharif. "Enhancing Wind Turbine Efficiency through Cooling System Technologies". May 2024. [Online]. Available: <https://aaasjournals.com/index.php/ajapas/article/download/790/703/922>
- [3]W. Khan, F. Renhai, A. Aziz, M. Z. Yousaf, B. Khan and Josep M. Guerrero. "Numerical case study on thermal efficiency and predictive thermal management in Type-4 wind turbines". Jan 2025. [Online]. Available: <https://www.sciencedirect.com/science/article/pii/S2214157X25010871>
- [4]"Wind Turbine Engineering". Oct 2025. [Online]. Available: <https://www.3ds.com/products/simulia/industry-1-equipment/wind-turbine-engineering>
- [5]F. Aksan, P. Janik, V. Suresh and Z. Leonowicz. "Review of the application of deep learning for fault detection in wind turbine". (accessed Feb 08, 2026). [Online]. Available: <https://ieeexplore.ieee.org/document/9854770/>
- [6]"Renewable Energy: Cooling for electronics in PV and wind power". (accessed Feb 08, 2026). [Online]. Available: <https://www.ekl-ag.de/Renewable-energies>
- [7]"Challenges in Wind Industry". (accessed Feb 08, 2026). [Online]. Available: <https://www.windustry.com/challenges-in-wind-industry.htm>
- [8]F. U. Rückert, B. Ibrar, A. Ahmed, B. Allweyer, D. Hübner, F. Klinger, H. Knaus and

- A. C. Benim. "Fluid flow and heat transfer of a novel passive cooling system for gearless wind turbines with a power range of 3–12 MW". Dec 2024. [Online]. Available: <https://www.sciencedirect.com/science/article/pii/S0360544224032547>
- [9] N. Quesnel. "Industry Developments: Cooling Electronics in Wind Turbines". Dec 2016. [Online]. Available: <https://www.qats.com/cms/2016/12/21/industry-developments-cooling-electronics-wind-turbines/>
- [10] Y. A. Feliciano, Carlos A. Trinchet Varela, Javier A. Vargas Guativas, Leandro L. Lorente-Leyva and Diego H. Peluffo-Ordóñez. "Evaluation of Working Temperature in Wind Turbine Bearings by Simulation of Lubricant Level". Jan 2021. [Online]. Available: <https://www.iieta.org/download/file/50810>
- [11] X. Wang, C. Khor, J. Ng, S. Ung, A. Fazlizan and K. Wong. "A Review of Natural Hazards' Impacts on Wind Turbine Performance, Part 2: Earthquakes, Waves, Tropical Cyclones, and Thunderstorm Downbursts". Jan 2026. [Online]. Available: <https://www.mdpi.com/1996-1073/19/2/385>
- [12] V. Lehtomäki, A. Krenn, P. J. Jordaens, C. Godreau, N. Davis, Z. Khadiri-Yazami, R. E. Bredeesen, G. Ronsten, H. Wickman, S. Bourgeois and T. Beckford. "Available Technologies for Wind Energy in Cold Climates - report 2 nd edition (2018)". Jan 2018. [Online]. Available: <https://iea-wind.org/wp-content/uploads/2021/09/Lehtomaki-et-al.-2018-Available-Technologies-for-Wind-Energy-in-Cold-Climates-report-2-nd-edition-2018.pdf>
- [13] P. Taras, R. Nilifard, Z. Zhu and Z. Azar. "Cooling Techniques in Direct-Drive Generators for Wind Power Application". Aug 2022. [Online]. Available: <https://www.mdpi.com/1996-1073/15/16/5986>
- [14] G. Xydis, G. Pechlivanoglou and N. C. Nayeri. "Wind Turbine Waste Heat Recovery— A Short-Term Heat Loss Forecasting Approach". Dec 2015. [Online]. Available: <https://www.mdpi.com/2078-1547/6/2/188>
- [15] "Exploring the Impact of Wind Turbine Nacelle Insulation and Passive Cooling Solutions on Renewable Energy Efficiency". Jun 2025. [Online]. Available: <https://www.i2cool.com/tideflow/IfI8pb7h.html>
- [16] F. U. Rückert, I. Burhan, A. Ahmed, D. Hübner, B. Allweyer, F. Klinger and A. C. Benim. "Development of a Passive Cooling System for a Gearless Wind Energy Generator". Feb 2024. [Online]. Available: [https://link.springer.com/chapter/10.1007/978-3-031-67241-5\\_30](https://link.springer.com/chapter/10.1007/978-3-031-67241-5_30)
- [17] J. Palfy. "Guide for Building and Classing Floating Offshore Wind Turbine Installations". Jan 2013. [Online]. Available: [https://ww2.eagle.org/content/dam/eagle/rules-and-guides/archives/offshore/195\\_floatingoffshorewindturbineinstallations/FOWTI\\_Guide\\_e-July14.pdf](https://ww2.eagle.org/content/dam/eagle/rules-and-guides/archives/offshore/195_floatingoffshorewindturbineinstallations/FOWTI_Guide_e-July14.pdf)
- [18] M. Gillet, C. Perrier, D. Marnay, F. Marketos, M. Kavuk, H. Yildiz, T. Stirl and T. Boroomand. "Design challenges for large offshore wind turbine transformers". Aug 2022. [Online]. Available: [https://www.researchgate.net/publication/372830449\\_Design\\_challenges\\_for\\_large\\_offshore\\_wind\\_turbine\\_transformers](https://www.researchgate.net/publication/372830449_Design_challenges_for_large_offshore_wind_turbine_transformers)
- [19] Y. Gao, Z. Xu, E. Zhai, K. Liang, R. Zhao, H. Li, L. Wang, S. Liu and X. Li. "Cooling pitch cabinets in wind turbines using a pulsating heat pipe: A case study". Jan 2023. [Online]. Available: <https://www.sciencedirect.com/science/article/pii/S2214157X23007670>
- [20] "Exploring Innovative Wind Turbine Nacelle Cooling Solutions for Enhanced Efficiency and Sustainability". Apr 2025. [Online]. Available: <https://www.i2cool.com/tideflow/33a3bOgy.html>
- [21] H. Myer. "O&M: MAINTENANCE IN FOCUS ACTIVE AND PASSIVE SYSTEMS FOR WIND TURBINES". Jun 2024. [Online]. Available: <https://www.windsystemsmag.com/wp-content/uploads/2024/06/0624-F3.pdf>
- [22] L. Cao, W. Sun, J. Zhou and Q. Cui. "Dynamic performance analysis for wind turbine in complex conditions". Feb 2020. [Online]. Available: <https://www.extrica.com/article/20595>
- [23] A. Shayegani, V. Joklova and J. Illes. "Optimizing Windcatcher Designs for Effective Passive Cooling Strategies in Vienna's Urban Environment". Mar 2024. [Online]. Available: <https://www.mdpi.com/2075-5309/14/3/765>
- [24] X. Yang, Y. Zhang, S. Yan, W. Yu, S. Lu, H. Wang and W. Shi. "Study on Motion Performance and Mooring Tension Response of 16 MW Tension Leg Platform Floating Wind Turbine Under Extreme Environmental Conditions". Nov 2025. [Online]. Available: <https://www.mdpi.com/2077-1312/13/11/2063>
- [25] W. Y. Abdullahi, J. Zhao, G. Zhao, W. Xi and J. Liu. "Review of Numerical Modeling Methods of Transpiration Cooling Within Aerospace Applications". Nov 2025. [Online]. Available: <https://www.mdpi.com/2076-3417/15/22/12257>
- [26] J. Leng, G. Li and L. Duan. "The impact of extreme wind conditions and yaw

- misalignment on the aeroelastic responses of a parked offshore wind turbine". Jan 2024. [Online]. Available: <https://www.sciencedirect.com/science/article/abs/pii/S0029801824027410>
- [27] "Extreme cold start-up validation of wind turbine components by the use of a large climatic test chamber". Feb 2014. [Online]. Available: [https://windren.se/WW2014/P07\\_021\\_Extreme%20cold%20start-up%20validation%20of%20wind%20turbine%20components%20by%20the%20use%20of%20a%20large%20climatic%20test%20chamber.pdf](https://windren.se/WW2014/P07_021_Extreme%20cold%20start-up%20validation%20of%20wind%20turbine%20components%20by%20the%20use%20of%20a%20large%20climatic%20test%20chamber.pdf)
- [28] A. Tiktas. "Introducing a novel wind-driven passive cooling strategy for polar shelters: backed by flow dynamics and irreversibility mapping with exergy analysis". Dec 2025. [Online]. Available: <https://www.sciencedirect.com/science/article/abs/pii/S0196890425010052>
- [29] H. Myer. "Active and passive systems for wind turbines". Jun 2024. [Online]. Available: <https://www.windsystemsmag.com/active-and-passive-systems-for-wind-turbines/>
- [30] Dr.-Ing. Katharina Fischer, K. Pelka and Dr.-Ing. Katharina Fischer. "Power converter reliability: Field measurements illuminate climatic stress". May 2021. [Online]. Available: <https://websites.fraunhofer.de/iwes-blog/en/power-converter-reliability-field-measurements-illuminate-climatic-stress/dr-ing-katharina-fischer>
- [31] L. Ren, J. Wang, H. Huang and X. Wang. "Article Analysis on safety performance of wind turbine pitch bearing structure considering the influence of extreme loads". Jan 2025. [Online]. Available: [https://www.researchgate.net/publication/398127382\\_Analysis\\_on\\_safety\\_performance\\_of\\_wind\\_turbine\\_pitch\\_bearing\\_structure\\_considering\\_the\\_influence\\_of\\_extreme\\_loads](https://www.researchgate.net/publication/398127382_Analysis_on_safety_performance_of_wind_turbine_pitch_bearing_structure_considering_the_influence_of_extreme_loads)
- [32] "Custom Cooling Systems for Rolling Stock - AKG Thermotechnik International". (accessed Feb 08, 2026). [Online]. Available: <https://www.akg-group.com/markets/wind-power-components-1/>